




cut off

cut off





cut off

cut off



© Disney
Family.com

Winnie the Pooh - Pin the Tail on Eeyore
Eeyore's Tail





Winnie the Pooh - Pin the Tail on Eeyore Instructions

1. Print the Pin the Tail on Eeyore template. Cut off the white margins and tape Eeyore together at the back of the paper.
2. If you require more than 2 tails, print more copies of page 5. Cut out the tails. Write the name of one child on each tail so that each child has his or her own.

How to play the game:

Tape the picture of Eeyore to the wall at kid-level. One at a time, blindfold kids, point them in the right direction, and have them stick their tails on Eeyore. The kid whose tail lands closest to the correct spot on Eeyore is the winner!